

# Financial Year Report

## 2024 / 2025



## Insight & Dovetail

Centre for alcohol and other drug training  
and workforce development

As of 30/06/25 Insight has

# 55,951

registered learners

**QLD Learners: 32,184**



Our eLearning modules  
were completed

## 53,464

 times

We delivered

# 96

training workshops

There were

# 1,232

instances of participation

In 24/25 Insight and  
Dovetail YouTube channels  
racked up a total of

# 249,640

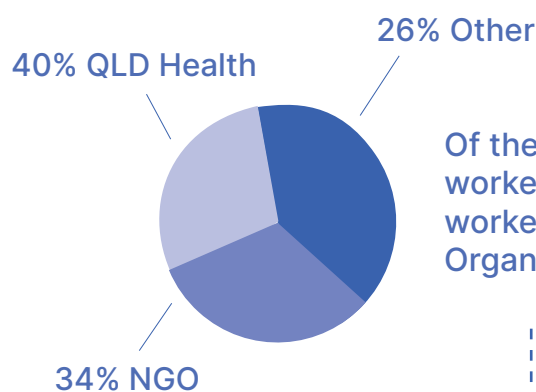
video views.



There was a  
combined total of

# 1,462,474

web page views  
across Insight and  
Dovetail websites



Of these participants 40%  
worked for QLD Health and 34%  
worked for a Non Government  
Organisation (NGO).

We hosted 20  
webinars with a total of

# 2,080

participations online (and in-room)  
with

## 93%

 approval rating.

The recordings of the webinars  
were subsequently watched

## 4,945

 times.

Insight has

## 27,947

e-newsletter  
subscribers. Dovetail

has **21,005**

Insight and Dovetail  
fielded

# 566

instances of support  
and assistance  
requests from workers  
in the sector.



## Who are our learners?

Discipline	Percentage of overall learners
Nurse	21.33%
Social Worker	10.70%
Student	8.74%
Counsellor	5.66%
Case Worker	5.00%
General Practitioner / Medical Officer	4.93%
Community Worker	4.75%
Support Worker	4.35%
Other / not listed	3.85%
Administration Officer	3.78%
Psychologist	3.72%
Youth Worker	2.99%
Pharmacist	2.52%
Aboriginal and Torres Strait Islander / Indigenous Health Worker	1.64%
Consumer / Peer Worker	1.57%
Occupational Therapist	1.48%
Peer Worker	1.44%
Educator/Trainer	1.38%
Carer Worker	1.17%
Aboriginal and Torres Strait Islander SEWB / AOD / Mental Health Worker	1.16%
Psychiatrist Registrar	1.00%
Program / Project Manager	0.76%
Psychiatrist	0.60%
Volunteer	0.55%
Allied Health Assistant	0.54%
Midwife	0.50%
Health Promotion Officer	0.49%
Teacher	0.49%
Academic / Researcher	0.40%
Welfare Worker	0.40%
Dietician	0.36%
Exercise Physiologist	0.31%
Speech Therapist / Pathologist	0.26%
Police Officer	0.22%
Public Health Officer	0.21%
Dentist	0.20%
Paramedic / Ambulance Officer	0.18%
Operational Officer	0.17%
Art Therapist	0.12%
Leisure Therapist	0.12%
Neuropsychologist	0.04%

HHS	Percentage of overall learners
Metro North	15.22%
Metro South	10.38%
Sunshine Coast	6.63%
Gold Coast	5.28%
Cairns	4.80%
Townsville	4.45%
Wide Bay	3.76%
Darling Downs	3.27%
Central Queensland	3.26%
West Moreton	2.86%
Mackay	1.55%
Children's Health Queensland	0.92%
Central West	0.69%
Torres and Cape	0.48%
Department of Health	0.34%
North West	0.32%
South West	0.23%

## eLearning Completions

Level 1 – Core AOD Knowledge		Completions
Number of modules		40
Total completions		31,413

Level 2 – Core AOD Skills		Completions
Number of modules		47
Total completions		14,980

Level 3 – Priority Populations		Completions
Number of modules		13
Total completions		2,776

Level 4 – AOD Treatment Specific		Completions
Number of modules		23
Total completions		2,918

Training for non AOD / MH workers		Completions
Number of modules		7
Total completions		745

### Total completions

**52,832**

## Brief presentations

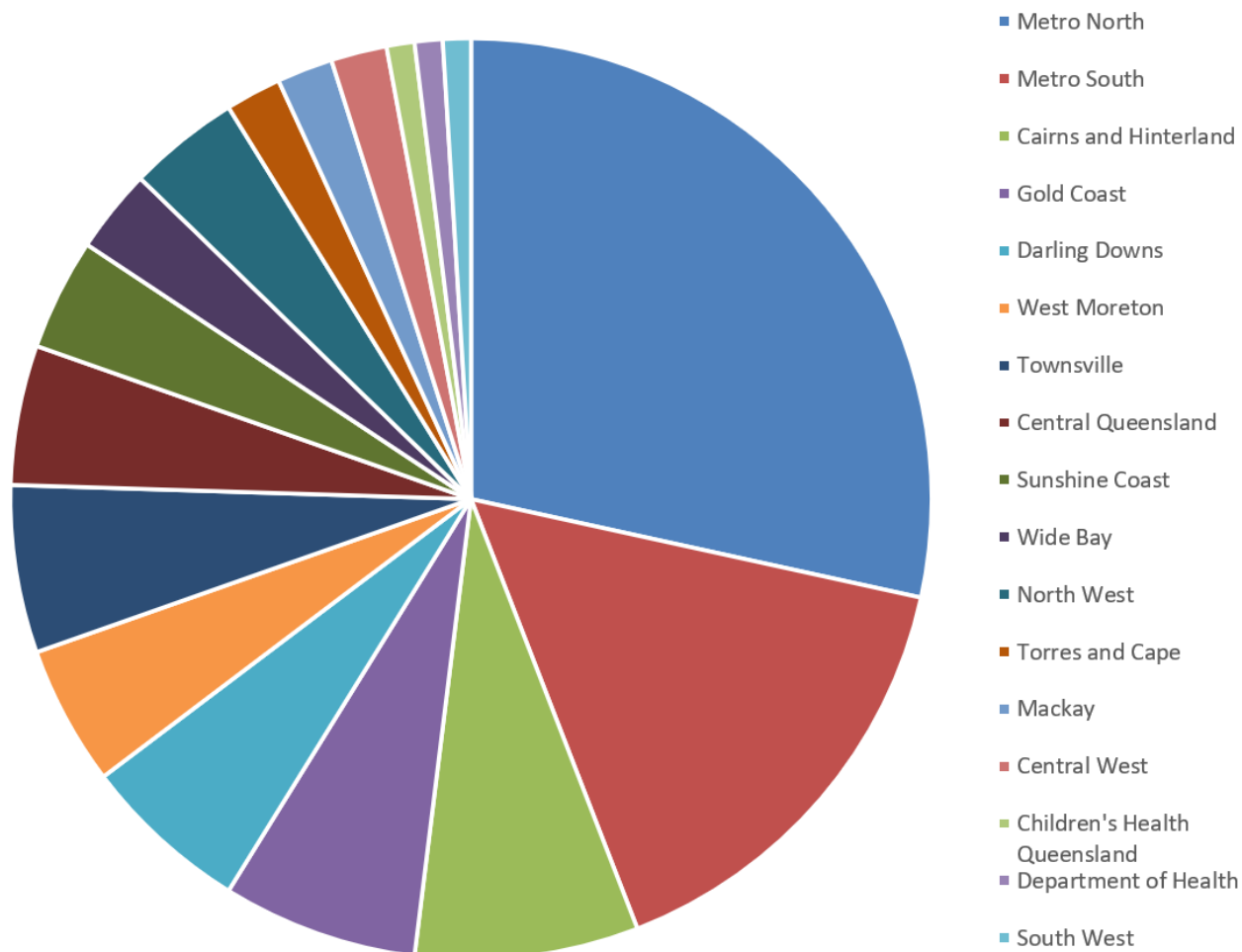
	Quantity	Attendees
Insight	14	2,283
Dovetail	49	2,216

## Workshops

	Number of workshops	Number of participations
In person	64	1,004
Online	24	136

## Workshop attendance by HHS

HHS	Percentage of attendees
Metro North	29%
Metro South	16%
Cairns and Hinterland	8%
Gold Coast	7%
Darling Downs	6%
Townsville	6%
West Moreton	5%
Central Queensland	5%
Sunshine Coast	4%
North West	4%
Wide Bay	3%
Mackay	2%
Torres and Cape	2%
Central West	2%
Children's Health Queensland	1%
Department of Health	<1%
South West	<1%



## Webinars

### Top 5 web attendees in bold

Webinar	Online	YouTube
<b>Oliver Dobson – The wild west of medicine: Barriers and facilitators to prescribing medicinal cannabis</b>	<b>127</b>	<b>432</b>
	72	338
<b>Nicole Hewlett and Dr Peter d'Abbs – Learning from 50 Years of Aboriginal Alcohol Programs: Beating the grog in Australia</b>	<b>98</b>	<b>420</b>
Associate Professor Loren Brener - Australian consumers' experience of long-acting injectable buprenorphine and implications for clinical practice	92	220
Dr Tony Barnett - Australian consumers' experience of long-acting injectable buprenorphine and implications for clinical practice	100	301
Jaime O'Donovan - How do we transform lives? Co-creation, clinical case management and multi systemic practice.	53	147
Manna Murrell - AOD lived-living representation in Queensland	112	214
Brett Hodges - Let's get ready! The development of an organisational readiness toolkit to assist with embedding	86	152
James Hoey - Let's get ready! The development of an organisational readiness toolkit to assist with embedding	67	242
	117	263
Benjamin Riordan - Life imitating art or at imitating life? How is substance use portrayed in digital media and what impacts can it have?	37	347
Dr Zoe Walter - From data to impact: Examining predictors of outcomes in AOD treatment	91	115
Dr Caroline Salom - Drug trends 2024 – Insight, trends, markets and harms from a longstanding national study on illicit substances	86	263
Dr Joanne Bryant - 'Continuing care for young people: What works from the perspective of staff and young people?	69	120
<b>Katherine Isoardi – 'GHB: Euphoria to Emergency</b>	<b>250</b>	<b>666</b>
<b>Dr Llew Mills – Australia's embrace of prescribed medicinal cannabis: Findings from the Cannabis as Medicine Surveys</b>	<b>111</b>	<b>392</b>
Dr Kelly McNamara - Access pathways for contraception in AOD	48	61
John Kelly and Cassie Davis - Recommendations from LGBTIQ+ People to Improve Alcohol and Other Drug Treatment Services	55	105
Mark Chenery - How to talk to parents about alcohol supply	58	98
Dr Krista Siefried - Digital Health and Methamphetamine	69	92
Matthew Gullo - Tinker Tailor Scientist Practitioner: Personalising psychosocial treatment for addiction	127	100
<b>Dr Natasha Reid and Special Guests - New FASD Guidelines in Australia.</b>	<b>288</b>	<b>359</b>
<b>Averages</b>	<b>104</b>	<b>244</b>
<b>Total</b>	<b>2,074</b>	<b>5,117</b>

Total participations

2,074

Total YouTube Views

5,117

# The Insight Website

www.insight.qld.edu.au

	20/21	21/22	22/23	23/24	24/25
Total Page Views	889,631	826,243	1,060,233	1,316,608	1,462,474
Users (Unique Visitors)	582,162	560,074	727,073	161,949	174,000
Average pages per session	4.09	3.9	4.26	8.13	8.42

## What devices are used to access?

Desktop	77%
Mobile	22%
Tablet	1%

## How do users get to our site?

Organic search	45.1%
Direct	30%
Referral	13.9%
Social/other	11%

## Top 5 Pages

1. eLearning
2. Sign in
3. Home
4. Profile/modules
5. Resources

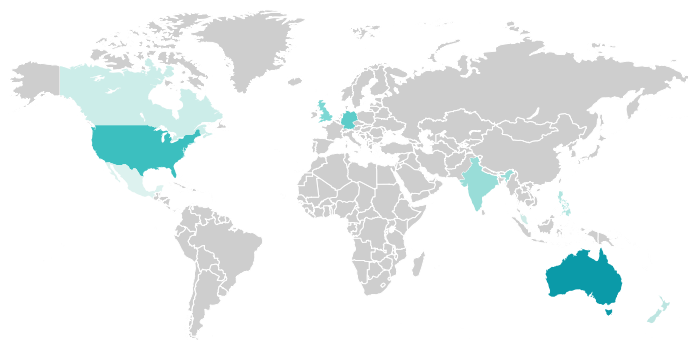
## Where are our users accessing from across Australia?

Location	Percentage	Last year
QLD	63%	62%
NSW	11%	17%
VIC	10%	11%
WA	5%	4%
SA	3%	2%
TAS	1%	1.5%
ACT	<1%	1.1%
NT	2%	0.7%
Unspecified/ Not set	4%	0.3%

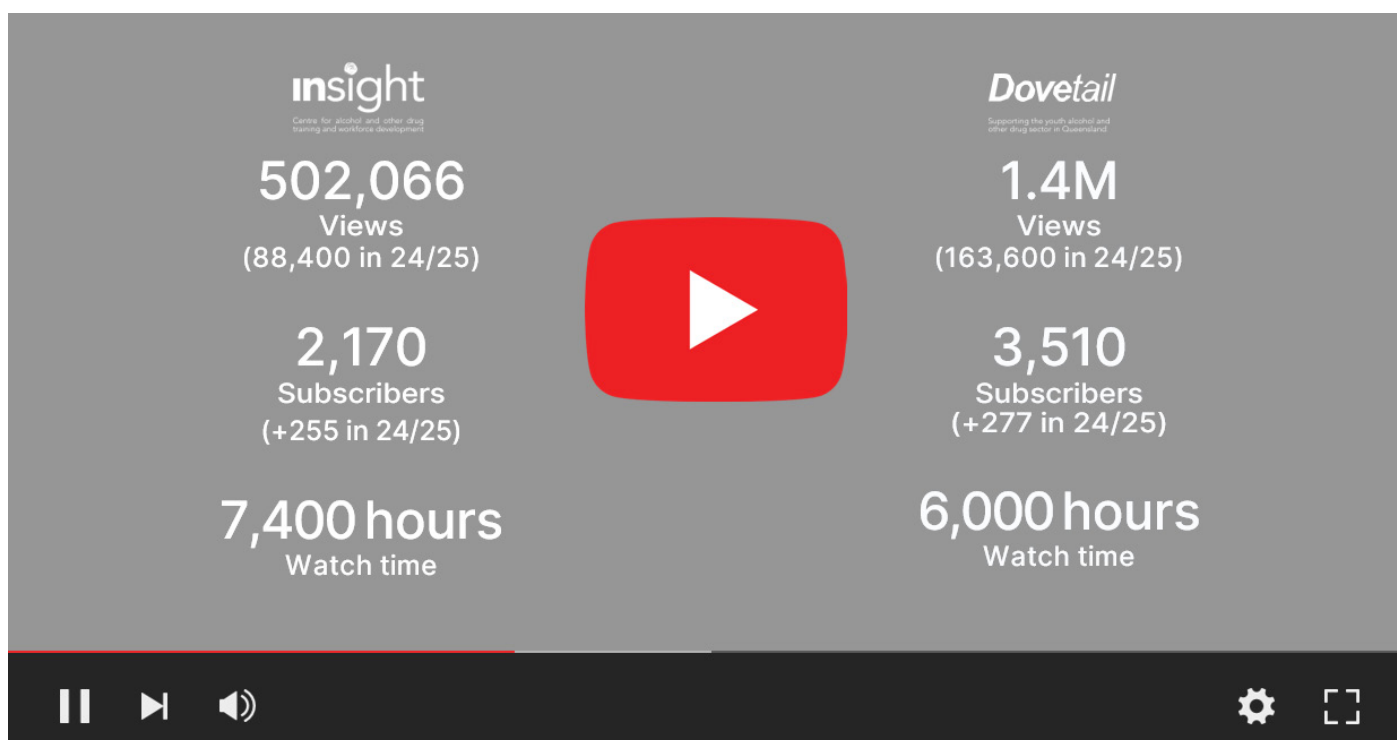


## International Website User Rates

	Users	Percentage
<b>Total</b>	<b>173,674</b>	
Australia	130,767	75.3%
United States	20,243	11.5%
Canada	2,520	1.5%
United Kingdom	2,381	1.4%
New Zealand	2,166	1.3%
Germany	1,255	0.7%
India	1,115	0.6%
Malaysia	1,063	0.6%
China	783	0.5%
Indonesia	670	0.4%



## Social Media – Youtube



### Insight

#### 5 Most popular videos

1. Methamphetamine – 22,065
2. 'Chemsex' – 19,603
3. How to use Nyxoid® – 13,484
4. Mysteries of MDMA – 13,422
5. The Bernese Method of Buprenorphine microdosing – 11,638

### Dovetail

#### 5 Most popular videos

1. The Stages of Change – 236,510
2. Trauma and the brain – 184,664
3. Magic mushrooms – 175,342
4. Genograms – 170,321
5. Decision making and the adolescent brain – 98,554